

HOW YOUR TAX DOLLARS ARE DIVIDED FOR TAXES PAID IN 2018-19 **

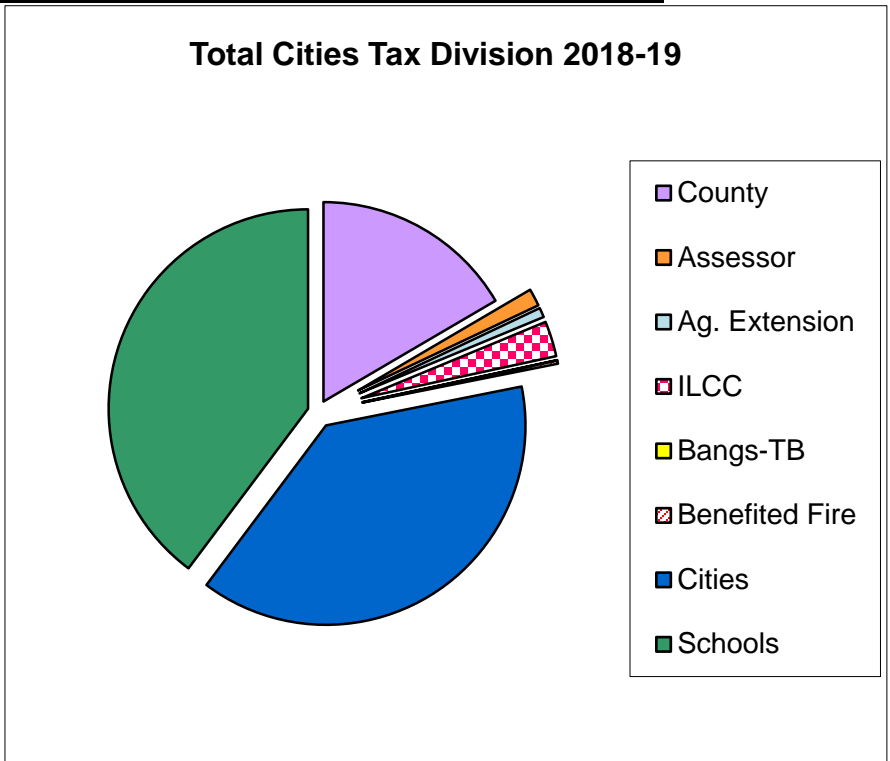
TOTAL CITIES

Taxable Valuation **\$200,195,238**

County	\$1,292,482	16.56%
Assessor	\$109,819	1.41%
Ag. Extension	\$60,577	0.78%
ILCC	\$223,430	2.86%
Bangs-TB	\$581	0.01%
Benefited Fire	\$19,766	0.25%
Cities	\$2,993,233	38.36%
Schools	\$3,102,713	39.77%

TOTAL \$7,802,601 100.00%

Tax Increment Financing Districts
Valuation \$3,341,808
Tax Dollars \$103,190



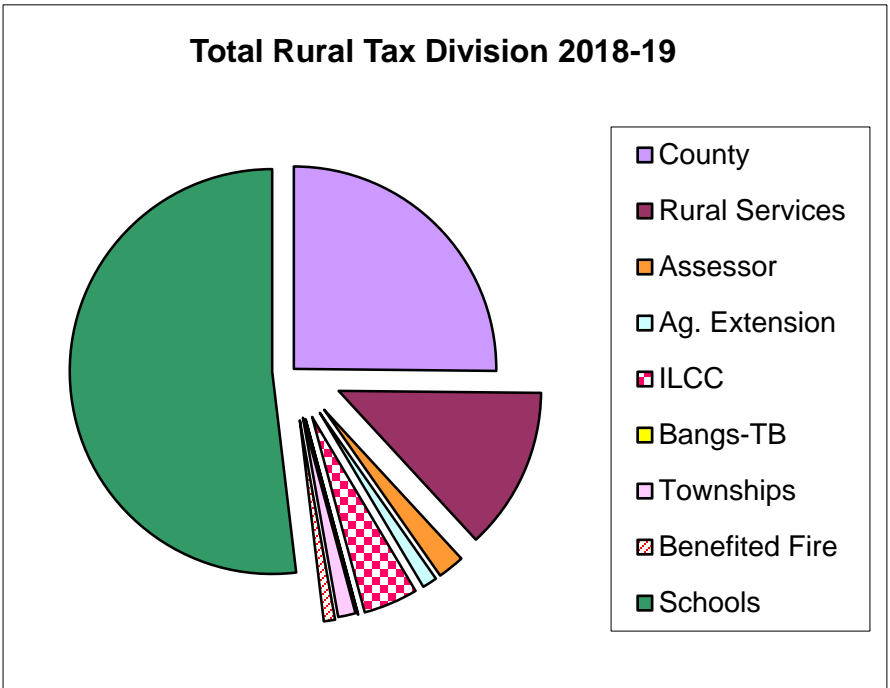
TOTAL RURAL

Taxable Valuation **\$372,529,616**

County	\$2,405,092	25.16%
Rural Services	\$1,241,291	12.98%
Assessor	\$204,355	2.14%
Ag. Extension	\$112,724	1.18%
ILCC	\$415,765	4.35%
Bangs-TB	\$1,080	0.01%
Townships	\$132,722	1.39%
Benefited Fire	\$85,789	0.90%
Schools	\$4,960,655	51.89%

TOTAL \$9,559,473 100.00%

Tax Increment Financing Districts
Valuation \$2,621,229
Tax Dollars \$52,364



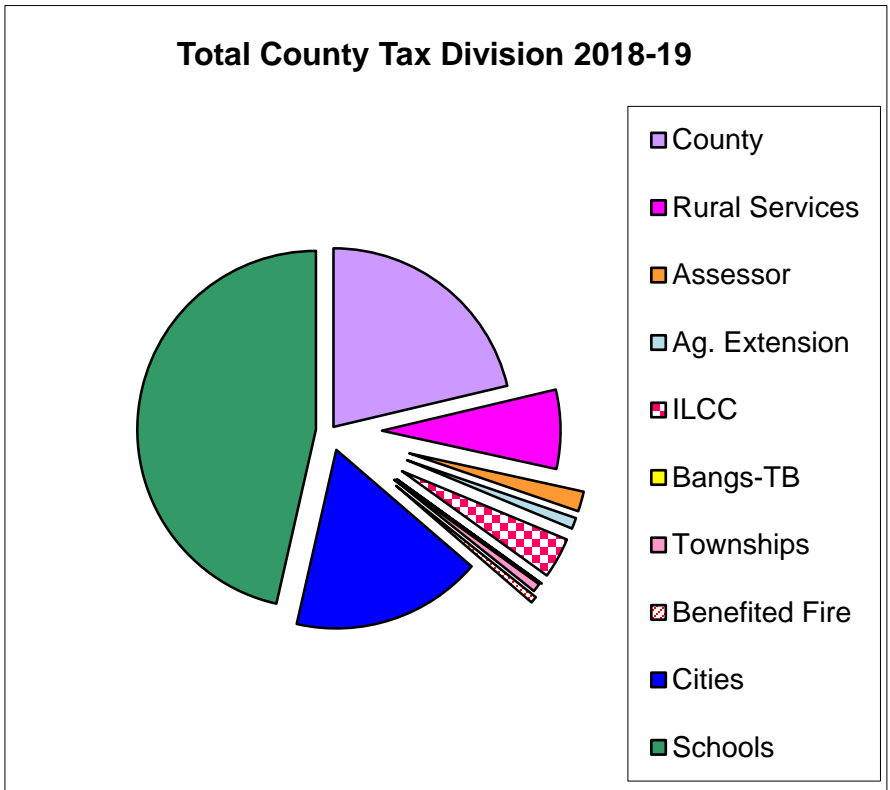
TOTAL COUNTY

Taxable Valuation **\$572,724,854**

County	\$3,697,574	21.30%
Rural Services	\$1,241,291	7.15%
Assessor	\$314,174	1.81%
Ag. Extension	\$173,301	1.00%
ILCC	\$639,195	3.68%
Bangs-TB	\$1,661	0.01%
Townships	\$132,722	0.76%
Benefited Fire	\$105,555	0.61%
Cities	\$2,993,233	17.24%
Schools	\$8,063,368	46.44%

TOTAL \$17,362,074 100.00%

Total Tax Increment Financing Districts
Valuation \$5,963,037
Tax Dollars \$155,554



** These figures are based on gross taxes including all back filled credits from the State of Iowa